




ISSN: 2735-0274 (Online)  
CODEN: TARGDB

# Tropical Agroecosystems (TAEC)

DOI: <http://doi.org/10.26480/taec.01.2021.57.61>



## RESEARCH ARTICLE

# EFFECT OF DIFFERENT PRE-SOWING TREATMENTS ON GERMINATION OF PERSIAN WALNUT (*Juglans regia* L.) IN RUKUM (EAST) DISTRICT, NEPAL

Sagar Lamichhane<sup>a</sup>, Rabin Thapa<sup>b</sup>, Praseed Thapa<sup>b</sup> and Kafil Ahamad<sup>c</sup>

<sup>a</sup>Agriculture and Forestry University, Chitwan, Nepal

<sup>b</sup>Department of Agricultural Economics and Agribusiness Management, Faculty of Agriculture, Agriculture and Forestry University, Chitwan, Nepal

<sup>c</sup>Ministry of Agriculture and Livestock Development, Nepal

\*Corresponding author email: [rabinth007@gmail.com](mailto:rabinth007@gmail.com)

This is an open access article distributed under the Creative Commons Attribution License CC BY 4.0, which permits unrestricted use, distribution, and reproduction in any medium, provided the original work is properly cited.

## ARTICLE DETAILS

### Article History:

Received 10 April 2021  
Accepted 15 May 2021  
Available online 19 July 2021

## ABSTRACT

A field-based experiment was carried out in Rukum (East), Nepal, from February to June 2020, to assess the effect of different pre-sowing treatments on germination of Persian walnut. The experiment was carried out in a randomized complete block design with six treatments and four replications. The treatments included hot water treatment, chilling stratification only, cracking + Gibberellic acid (500ppm) followed by chilling stratification, cracking + Gibberellic acid (750ppm) followed by chilling stratification, Gibberellic acid (500ppm) + chilling stratification and Gibberellic acid (750ppm) + chilling stratification. The minimum days for germination (15.75 days) and highest germination (53.25%) were obtained when the combination of cracking with GA3 @ 750 ppm along with chilling stratification was done. The maximum shoot length (34.83 cm) was observed in the combination of cracking with GA3 @ 500 ppm followed by stratification but statistically similar shoot length (34.63 cm) was observed when cracking, application of GA3 @ 750 ppm followed by stratification was done. Cracking, treatment with GA3 @ 500 ppm followed by chilling stratification resulted in the highest shoot fresh weight (11.93 gm) and root fresh weight (10.77 gm) compared to the other treatments used. Thus, cracking along with treatment by GA3 @ 750 ppm followed by chilling stratification could be suggested to the walnut growers for better germination and a better morphological and physiological status of the rootstocks/seedlings.

## KEYWORDS

Persian walnut, GA3, chilling stratification, seed priming, germination.

## 1. INTRODUCTION

Walnut is the most widespread tree nut in the world which is commonly called the Persian walnut, white walnut, English walnut or common walnut. Its scientific name is *Juglans regia* L. It belongs to the family *Juglandaceae*. The area under walnut cultivation in Nepal is 2167 ha while the national average production and yield of walnut are 8934 mt and 4.12 mt/ha respectively (MoALD, 2019). Rukum district, on the other hand, has a production of 742 mt (MoALD, 2019).

The methods of propagation in walnut can be classified as sexual (seed) and asexual/vegetative methods (Thapa et al., 2021). Propagation by seeds is a conventional method to produce new plants. This is one of the most recognized efficient methods which is widely applied for different plant species. Although sexual reproduction does not result in true to type plants, in breeding programs it is inevitable to apply it to grow hybrid seedlings (Gandev, 2009). The sexually raised plants are long lived, have extensive and powerful root system with wide and deep distribution in the soil which accounts for persistent and adequate annual growth of

absorbing roots thus helping them acclimatize easily in the environment. Also, rootstocks exhibit a great effect on production efficiency yield quality, adaptability, tree vigor, impart resistance to biotic (diseases and insects/pests) and abiotic stresses (salt tolerance and water logging) of scion cultivar with the main function of seedling rootstocks is to provide anchorage by growing deep into the soil and also regulate uptake of moisture and nutrients (Thapa, 2021; Farsi et al., 2018).

Vegetative propagation, on the other hand, is more difficult, compared to most of the fruit species and this results in a rather low success rate of grafting (Thapa et al., 2021; Gandev, 2007). However, there are also some difficulties in using seeds to propagate walnut species, including seed dormancy and inconsistent seed germination which create problems in improvement programs and sometimes result in loss of hybrid vigor (Raufi et al., 2017). Poor seed germination is the major limiting factor of walnut for large scale production and cultivation under cold arid conditions. In case of walnut, the poor seed germination has been correlated with physiological dormancy, that is controlled by seed coat and embryo dormancy (Matilla & Matilla, 2008). Various methods are

### Quick Response Code



### Access this article online

Website:  
[www.taec.com.my](http://www.taec.com.my)

DOI:  
10.26480/taec.01.2021.57.61

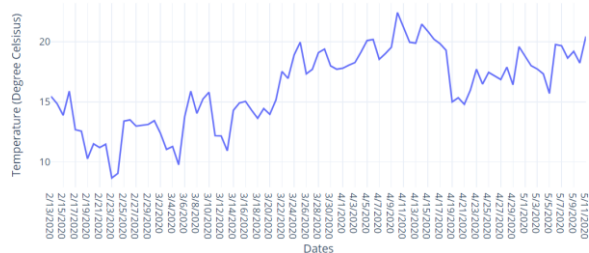
used to overcome seed dormancy depending on the walnut species and dormancy type. Therefore, analyzing the causes of dormancy and evaluating methods of breaking dormancy to increase seed germination percentage and rate is necessary (Rajabiyan et al., 2007).

If proper germination percentage is ensured we can produce a greater number of rootstocks as well as seedlings of high yielding variety seeds. Promoting the germination of walnut seeds is also important in breeding programs and the use of germplasms (Hartman et al., 2001). With the introduction of new varieties, there is a need to ensure the most appropriate method of pre-sowing treatment of walnut seeds so that the highest germination percentage can be achieved (Thapa et al., 2021). Therefore, analyzing the causes of dormancy and evaluating methods of breaking dormancy in order to increase seed germination percentage and rate is necessary (Rajabiyan, Saboora, Hassani, & Fallah Hosseini, 2007). The current study was carried out to determine the most suitable pre-sowing treatment in walnut for ensuring a good germination percentage and better physiological and morphological status of walnut rootstocks and seedlings.

## 2. MATERIALS AND METHODS

### 2.1 Experimental site

The experiment was carried out in a private nursery, located in Syalapakha, Sisne Rural Municipality-08 under the command area of PM-AMP (Walnut-zone), Rukum (East) district, Nepal (Fig. 2). The research site is located at a latitude of 28.66° North and a longitude of 82.49° East. The altitude of the place is 1200 meters above the mean sea level. The climate of Syalapakha is characterized by three distinct seasons; rainy monsoon (June-October), cool winter (November-February), and mild spring (March-May) (Ahamad, 2020). The temperature of the site over the experimental period (February-June) is shown in Fig.1 below. The average precipitation was 1.042 mm per day, the total incident solar radiation during the study period was 640.93 kW-hr/ m<sup>2</sup>/ day and the average relative humidity was 40.27% (NASA-Power, 2020).



Source: (NASA-Power, 2020)

**Figure 1:** Temperature of the nursery during research period in Rukum (East) district, Nepal



Source: (Thapa et al., 2021)

**Figure 2:** Research site of pre-sowing study located at Syalapakha (Sisne Rural Municipality-08), Rukum (East), Nepal

### 2.2 Treatment details

There were six different pre-sowing treatments in the experiment. The general description about the treatments used is shown in table below:

S. No	Treatments Used
1.	Hot water (24 hours)
2.	Chilling stratification
3.	Cracking+ GA3(500ppm) followed by the chilling stratification
4.	Cracking+ GA3(750ppm) followed by the chilling stratification
5.	GA3(500ppm) + chilling Stratification
6.	GA3 (750ppm) + chilling stratification

### 2.3 Experimental Design

The experiment was laid out in a Randomized Complete Block Design (RCBD). There were six treatments and each of the treatment was replicated four times. The treatment was randomized between the blocks. There were five rows per plot and in each row, five seeds were sown. The row-to-row distance was 30cm and seed to seed distance was 10cm.

### 2.4 Pre-sowing treatments

Fully mature seeds of Persian walnut (*Juglans regia* L.), hard-shelled local variety were collected from the walnut farm of Thapa Nursery, Syalapakha, Rukum (East). Seeds were selected, washed, float-checked, and air dried. Selected seeds were subjected to different pre-sowing treatment/s. The different pre-sowing treatments were used either alone or in combination as mentioned in the Table above.

#### 2.4.1 Hot Water

The seeds were dipped in the container containing hot water (boiled at 50-60°C). The container was kept safely inside the farm without any disturbances. Nearly about 25-30 seeds were taken at a time and dipped 3-4 times to complete the treatment.

#### 2.4.2 Chilling Stratification

When the seeds were desiccated to about 12% moisture on a dry weight basis, the seeds were surface sterilized by soaking in 5% sodium hypochlorite solution for 10 minutes and subsequently rinsed thoroughly with sterilized water prior to germination or chilling. The chilling temperature was set to 4±1°C for 700-1500 hours. The seeds were arranged alternatively with sand at different multilayer (3-4 layers) and finally covered with moist bags or moss and kept in the wooden box for up to 8 weeks. After arranging them properly, there provision of continuous irrigation was made through water can up to 1 week. Then, it was irrigated as per the moisture conditions. At the end of the wooden box, tiny holes were kept for the drainage purpose. Once radical emergence was observed in 50% of the walnut seeds, it was considered the completion of the chilling stratification.

#### 2.4.3 Cracking

After selecting the seeds, they were partially cracked using walnut cracking machine. Care was taken that the seeds did not crack completely. After careful cracking, the seeds were ready to be subjected for different treatments to initiate the germination.

#### 2.4.4 GA3

The seeds were soaked in the GA3 solution for 24 hours. The two different solutions of GA3 were made i.e., 500ppm and 750ppm. According to the definition of ppm, a solution is said to be of 1ppm if 1gm of solute is dissolved in 1000 liters of water. Thus, from the calculation, we dissolved 0.5gm of the GA3 in 1L of water, to make a 500ppm GA3 solution and similarly 0.75gm of GA3 was dissolved in 1L of water to make a 750ppm GA3 solutions. For uniform solubility, ethanol (90% pure) was used along with distilled water.

### 2.5 Field operations

#### 2.5.1 Tillage and Land Preparation

All the weed and plant residues were removed to make the field clean. The land was prepared by single primary tillage and 2-3 cross secondary tillage followed by leveling of land. FYM was well mixed into the soil during

tillage operations. The land was prepared 15 days before planting of walnut seeds.

### 2.5.2 Planting

The sowing was done on 17<sup>th</sup> of February, 2020. Single seed was sown in each hill. The distance from row to row was kept 30 cm and the distance from seed to seed was 10 cm. There were five rows per plot and in each row five seeds of walnut were sown.

### 2.5.3 Fertilizers and irrigation

Fertilizers were applied as per the recommendations given by AICC (2019). 50 kg of FYM was applied during the seedbed preparation while 434.78 grams of DAP, 699.43 grams of Urea and 333.33 grams of MOP were applied in the field, at the time of sowing. Light irrigation was done, generally 2-3 times a week.

### 2.5.4 Weeding

Regular hoeing of field was done up to 30-35 days of sowing with the help of a spade. Manual hand weeding was followed later on. During hoeing and weeding, care was taken to not harm the seeds.

### 2.6 Data collection

The biometrical observations were recorded from inner five randomly selected plants of each plot to assess the morphological and physiological traits. The following parameters were assessed through the data collection:

#### 2.6.1 Germination parameters

##### 2.6.1.1 Germination percentage

The germination percentage was calculated taking all the seeds sown in the plot as total number.

Seeds were considered to be germinated when the radicle reached half the length of the seed. At the end of germination period (Eight week), the germination percentage (GP) was calculated using the following formula as given by Copeland and McDonald (2001):

$$GP = \frac{\sum G}{N} \times 100$$

Where GP is the germination percentage, G is the numbers of germinated seeds and N is the total number of seeds.

##### 2.6.1.2 Days to germination

The days taken for germination in each of the pre-sowing treatment were observed and recorded.

#### 2.6.2 Morphological and Physiological Parameters

At the end of experiment (3 months of sowing), seedlings were cut at soil surface and the roots were washed free of soil.

##### 2.6.2.1 Shoot length

Shoot length was taken with the help of scale. It was measured in (cm).

##### 2.6.2.2 Root length

Root length was taken with the help of scale, measured in (cm).

##### 2.6.2.3 Shoot Fresh weight (gm)

Fresh weight of the shoot was taken with help of a weighing balance.

##### 2.6.2.4 Root fresh weight (gm)

Fresh weight of the root was taken with help of a weighing balance.

### 2.7 Data analysis

The data collected were refined and entered in MS-Excel sheet. The data were analyzed to draw meaningful inferences by using statistical software R Studio Version 4.0. The mean comparison of the different parameters like germination percentage, days to germination, shoot length, root

length, shoot and root fresh weight were done using DMRT (Duncan's Multiple Range Test).

## 3. RESULTS

### 3.1 Days to germination

From the table below, it can be observed that the seeds treated with the hot water required significantly higher number of days to germinate i.e., 55 days, followed by seeds that were kept in chilling stratification (44.25 days). Moreover, cracked seeds treated with GA3 @750 ppm solutions that were kept in chilling stratification required significantly lowest number of days to germinate i.e., 15.75 days. Seeds treated with GA3 (both 500 ppm and 750 ppm) solution and followed by chilling stratification showed statistically similar results with each other for the days to germinate.

Table 2: Effect of different treatment on days to germination in Syalapakha, Rukum (East) during 2020	
Treatments	Days to germination
Hot water	55.25 <sup>a</sup>
Chilling stratification	44.25 <sup>b</sup>
Cracking + GA3 @ 500 ppm + chilling stratification	20.50 <sup>d</sup>
Cracking + GA3 @ 750 ppm + chilling stratification	15.75 <sup>e</sup>
GA3 @ 500 ppm + chilling stratification	27.75 <sup>c</sup>
GA3 @ 750 ppm + chilling stratification	26.75 <sup>c</sup>
SEm (±)	15.046
LSD <sub>0.05</sub>	3.062
F-test <sub>0.05</sub>	***
CV (%)	6.409

\*, \*\*, and \*\*\* represent significance at 5%, 1% and 0.1% level, respectively. NS=non-significant. Means followed by common letter(s) within column are not significantly different with each other based on DMRT test.

### 3.2 Germination Percentage

Significant results were observed under different pre-sowing treatments for the germination percentage of walnut. The results have been shown in the Fig. 3 below. From the graph, it can be devised that chilling stratification of the cracked walnut seeds along with dipping in the 750ppm of GA3 solution showed the highest germination percentage (53.25%) followed chilling stratification of the cracked walnut seeds dipped in the 500ppm GA3 solutions (51.75%), both of which were statistically similar with each other. The results were then followed by chilling stratification of the walnut seeds that were dipped in the 750ppm GA3 solutions and seeds dipped in the 500ppm GA3 solutions followed by only chilling stratification. Lowest germination percentage (44%) was observed in the seeds where hot water treatment was done.

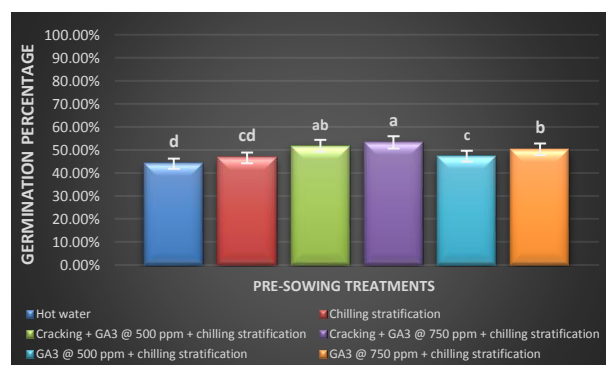


Figure 3: Effect of different pre-sowing treatments on germination percentage in Syalapakha, Rukum (East) during 2020

\*Note: Means followed by common letter(s) along the graph are not significantly different with each other based on DMRT test.

### 3.3 Shoot and root length

The highest shoot length or shoot growth (34.825 cm) was noticed under combination of the cracked seeds with GA3 @500 ppm under chilling stratification followed by the combination of the cracked seeds with GA3 @750 ppm under chilling stratification i.e., 34.625 cm. Both of the treatments showed statistically similar results with each other. GA3 @ 500

ppm under chilling stratification resulted in a shoot length of 24.325 cm, followed by the other treatments, which were statistically similar with each other.

The highest root length (25.35 cm) was observed on application of GA3 @500 ppm in the cracked seeds followed by chilling stratification followed by cracked seeds+ GA3 @ 500 ppm+ chilling stratification which were statistically similar with each other. The combination of cracking with GA3 @ 750 ppm under chilling stratification and GA3 @ 500 ppm under chilling stratification were statistically similar with each other, followed by the seeds kept in the chilling stratification. The lowest root length (13.35 cm) was observed in case of seeds treated with hot water.

**Table 3:** Effect of different treatment on shoot length in Syalapakha, Rukum (East) during 2020

Treatments	Shoot length	Root length
Hot water	21.550 <sup>c</sup>	13.350 <sup>e</sup>
Chilling stratification	20.375 <sup>c</sup>	19.775 <sup>d</sup>
Cracking + GA3 @ 500 ppm + chilling stratification	34.825 <sup>a</sup>	25.350 <sup>a</sup>
Cracking + GA3 @ 750 ppm + chilling stratification	34.625 <sup>a</sup>	24.575 <sup>ab</sup>
GA3 @ 500 ppm + chilling stratification	24.325 <sup>b</sup>	24.100 <sup>bc</sup>
GA3 @ 750 ppm + chilling stratification	21.475 <sup>c</sup>	23.250 <sup>c</sup>
SEm (±)	6.734	4.542
LSD <sub>0.05</sub>	1.308	0.947
F-test <sub>0.05</sub>	***	***
CV (%)	3.314	2.891

\*, \*\*, and \*\*\* represent significance at 5%, 1% and 0.1% level, respectively. NS=non-significant. Means followed by common letter(s) within column are not significantly different with each other based on DMRT test.

### 3.4 Shoot and root fresh weight

The maximum shoot fresh weight (11.930 gm) was recorded in the combined application of the cracked seeds, gibberellic acid @ 500 ppm and chilling stratification. The maximum shoot fresh weight was followed by treating the cracked seeds with GA3 @ 750 ppm and chilling stratification. It was followed by the seeds treated with GA3 @ 500 ppm kept under stratification, treatment with GA3 @ 750 ppm and hot water treatment. The lowest shoot fresh weight was recorded in case of seeds kept in chilling stratification only.

The maximum root fresh weight (10.77 gm) was observed in the combined application of the cracked seeds, gibberellic acid @ 500 ppm and chilling stratification followed by the seeds treated with GA3 @ 500 ppm and chilling stratification. Root fresh weight of the seeds kept in chilling stratification was statistically similar with cracked seeds treated with GA3 @ 750 ppm under stratification. The lowest root fresh weight was recorded in the seeds treated with hot water.

**Table 4:** Effect of different treatment on shoot and root fresh weight in Syalapakha, Rukum (East) during 2020

Treatments	Shoot fresh weight	Root fresh weight
Hot water	5.385 <sup>d</sup>	4.140 <sup>e</sup>
Chilling stratification	4.845 <sup>e</sup>	6.932 <sup>d</sup>
Cracking + GA3 @ 500 ppm + chilling stratification	11.930 <sup>a</sup>	10.770 <sup>a</sup>
Cracking + GA3 @ 750 ppm + chilling stratification	10.485 <sup>b</sup>	7.156 <sup>d</sup>
GA3 @ 500 ppm + chilling stratification	6.237 <sup>c</sup>	8.457 <sup>b</sup>
GA3 @ 750 ppm + chilling stratification	5.040 <sup>de</sup>	7.627 <sup>c</sup>
SEm (±)	3.082	2.161
LSD <sub>0.05</sub>	0.387	0.323
F-test <sub>0.05</sub>	***	***
CV (%)	3.509	2.857

\*, \*\*, and \*\*\* represent significance at 5%, 1% and 0.1% level, respectively. NS=non-significant. Means followed by common letter(s) within column are not significantly different with each other based on DMRT test.

## 4. DISCUSSION

Early germination (15.75 days) and best germination (53.25%) was observed when combination of cracking with GA3 @ 750 ppm chilling stratification was used. The maximum germination might be due to the fact that GA3 involved in the activation of cytological enzymes which stimulated  $\alpha$  - amylase enzyme that converted insoluble starch into

soluble sugars (Babu et al., 2010) and early germination might be due to the fact that, GA3 played important role in two stages of germination one at initial enzyme induction and other in activation of reserve food mobilizing system which helped in enhancement of germination (Jha et al., 1997). In the present studies, it had been observed that gibberellic acid was required in relatively lower concentration with stratification and scarification for the maximum germination. The inability of walnut seeds to germinate might be due to the hard seed coat. As the scarification treatment given to the seed helped in uptake of water, growth hormones and air which was required for seed germination (Çetinbaş & Koyuncu, 2006; Conner, 2008; Al-Absi, 2010). Prechilling stratification might have a significant effect on seed dormancy because, at low temperature, more oxygen is dissolved in water making more oxygen available for the embryo (Young & Young, 1992).

According to Khan (1977) and Hassan and Fetouh (2014), stratification affected metabolic processes including changes in hormones, disappearance of ABA, activation of GA3 and initiation of germination. Without seed stratification, pretreatment with GA3 had no effect on the germination percentage of seeds, since few seeds germinated with GA3 application alone, indicating that GA3 was unsuccessfully substituted for cold stratification. On the other hand, the apparent response to GA3 pretreatment when stratification was combined with it, suggested a synergistic effect for both.

From our study, the least germination percentage and maximum days taken for germination was observed in hot water treated seeds. This might be due to the fact that, the ability of hot water to separate the columnar macro-sclereid cells through thermal expansion (Teketay, 1998) was ineffective in permitting water to penetrate the seeds. This is also in agreement with Ren and Tao (2004). Our experiment was however in contrast with Negi et al. (2017) where they reported early germination at 12.67 days and best germination of 75.88% when GA3 was used as pre-sowing treatment. This might be due to the fact that seedlings varieties used in their research trial were of better quality and due to the availability of optimum temperature and humidity.

The maximum shoot length (34.825 cm) was noticed under combination of cracking with GA3 @ 500 ppm followed by stratification and similarly, shoot length (34.625cm) was also observed highest with the combination of cracking with GA3 @ 750 ppm followed by stratification. It might be due to the effect of GA3 and stratification on enhancing growth due to the solubility of fats and sugars caused by stratification plus the increased in gibberellins synthesis. In addition, the improving effect of GA3 and stratification on seed germination might have reflected on enhancing the shoot parameters. These results are in agreement with Dahkaei (2009) on *Danae racemosa*, Rawat et al. (2010) on *Punica granatum* and Hassan and Fetouh (2014) on seeds of *Magnolia grandiflora*. Similar observations were recorded by Mathur et al. (1972) in peach and apricot seedlings. The GA3 hormone increased cell size by stimulating the cell wall to release and transmit its calcium into the cytoplasm that provided a condition for absorption of water and cell growth and in stratification, endosperm was disrupted permitting embryo growth. On the other hand, low temperatures stimulated the breakdown of proteins into soluble nitrogenous compounds and formation of the amino acids' glycine and arginine, which were beneficial for embryo growth (Baskin and Baskin, 2001; Razavi and Hajiboland, 2009).

The highest root length (25.350 cm) was recorded with the application of cracked seeds + Gibberellic acid @ 500 ppm + chilling stratification. It might be due to the reason that the shoot growth resulted in production of photosynthates which were translocated through phloem to the root zone and was responsible for increase in root length. Parvin et al. (2015) who reported maximum root length and root area of walnut with combination of gibberellic acid and stratification, the effect of GA3 and stratification on root parameters followed the same trend as on the shoots. The positive effect of GA3 and stratification on root parameters might be explained through the role of GA3 and stratification in enhancing gibberellins synthesis which also leads in increased growth of root, root branching and overall increase in root fresh weight (Penfield et al. 2005).

The maximum shoot fresh weight (11.930 gram) and root fresh weight (10.770 gram) was found in the combined application of cracking with GA3 @ 500 ppm under stratification. This promotion could be explained through the role of stratification in enhancing gibberellins synthesis which

also led to increase in the growth and root branching and overall increased roots fresh weight. Similar observations were recorded and confirmed by Pawar et al., (2010) in *Jatropha*, Farhoudi et al., (2015) in *Echinacea purpurea* and Parvin et al., (2015) in black walnut.

## 5. CONCLUSION

The study showed cracked seeds dipped in GA3 @750 ppm solution followed by chilling stratification led to the early germination, better germination percentage and a better morphological and physiological status. It could be suggested to the walnut growers of Rukum (East) district and to the growers of similar agroclimatic conditions to use the pre-sowing treatment i.e., cracking followed by GA3@750 ppm and chilling stratification. The results could be useful for nurserymen for producing a better number of rootstocks with better morphological and physiological status.

## ACKNOWLEDGEMENT

The authors gratefully acknowledge the support of Agriculture and Forestry University, Prime Minister-Agriculture Modernization Project (Walnut Zone) for providing this enormous opportunity and platform. We would also like to acknowledge Mr. Dinesh Prasad Sapkota for his crucial advice and Mr. Karna Thapa and Sujana Rawal of Thapa Nursery, Syalapakha for their outstanding contribution to the completion of the experiment.

## REFERENCES

- Ahamad, K. 2020. Walnut Yearbook. Rukumkot, 5, Nepal: Amar Publishers.
- Babu, K., Patel, R., Singh, A., Yadav, D., De, L., Deka, B. 2010. Seed germination, seedling growth and vigour of papaya under North east Indian condition. *Acta Horticulturae*, 851, 299-306.
- Baskin, C., & Baskin, J. 2001. *Seeds: Ecology, Biogeography and Evolution of Dormancy and Germination*. San Diego: Academic Press.
- Baskin, J., & Baskin, C. 2004. A classification system for seed dormancy. *Seed Science Research*, 14, 1-16.
- Bayar, S., Ebrahimzadeh, K., Vahdati, K., & Mirmasoumi, M. 2009. Somatic Embryo Maturation and Germination of Persian Walnut (*Juglans regia* L.). *Acta Horti*, 313-318.
- Copeland, L., & Mc Donald, M. 1995. *Principals of seed science and Technology* (3rd Edition ed.). New York: Chapman and Hall.
- Copeland, L., & Mc Donald, M. 2001. *Principles of Seed Science and Technology*. Dordrecht, the Netherlands: Kluwer Academic Publishers.
- FAOSTAT. 2019. FAOSTAT Data. Retrieved from <http://www.fao.org/faostat/en/?#data/QC>
- Farsi M, Fatahi Moghadam M, Zamani Z, Hassani D. 2018. Effects of scion cultivar, rootstock age and hormonal treatment on minigrafting of Persian walnut. *International Journal of Horticultural Science and Technology* 5(2), 185-197.
- Gandev, S. 2007. Budding and grafting of the walnut (*Juglans regia* L.) and their effectiveness in Bulgaria. *Bulgarian journal of agricultural science*, 13, 683-689.
- Gandev S. 2009. Propagation of walnut (*Juglans regia* L.) under controlled temperature by the methods of omega bench grafting, hot callus and epicotyl grafting. *Bulgarian Journal of Agricultural Science* 15(2), 105-108.
- Hartman H, Kester D, Davies F, Geneve R. 2001. *Plant propagation: Principle and practices* (7th ed.), New Jersey: Prentice Hall International.
- Hassan, F., & Fetouh, M. 2014. Seed germination criteria and seedling characteristics of *Magnolia grandiflora* L. trees after cold stratification treatments. *International Journal of Current Microbiology and Applied Sciences*, 3 (3), 235-241.
- Hemery, G. 1998. Walnut (*Juglans regia*) seed collection expedition to Kyrgystan in central Asia. *Quarterly Journal of Forestry*, 92, 153-157.
- Hilhorst, H. 1995. A critical update on seed dormancy. I. Primary dormancy. *Seed Science Research*, 5, 61-73.
- Jha, B., Kumar, V., Singh, R., Kumari, R., & Sinha, M. 1997. Dormancy in groundnut Standardization of procedure of breaking. *J. Appl. Biol.* 7, 23-25.
- Karam, N., & Al-Salem, M. 2001. Breaking dormancy in *Arbutus andrachne* L. seeds by stratification and gibberellic acid. *Seed Science & Technology*, 29, 51-56.
- Mathur, D., Couvillon, G., Vines, H., & Hendershott, C. 1972. Stratification effects on endogenous gibberellic acid in peach seeds. *Hortsci*, 6, 538.
- Matilla, A., & Matilla-Vazquez, M. 2008. Involvement of ethylene in seed physiology. *Plant Science*, 175, 87-97.
- MoALD. 2019. Statistical information on Nepalese agriculture (2018/19). Government of Nepal, Ministry of Agriculture and Livestock Development, Monitoring, evaluation and statistics division, Agriculture statistics section.
- NASA-Power. 2020. Retrieved from <https://power.larc.nasa.gov/>: <https://power.larc.nasa.gov/>
- Negi, P., Nautiyal, B., Thakur, N., Negi, M., & Kumari, V. M. 2017. Effect of Different Pre Sowing Treatments on Seed Germination and Seedling Growth of Walnut (*Juglans regia* L.). *International Journal of Current Microbiology and Applied Sciences*, 6(7), 3844-3849.
- Parvin, P., Khezri, M., Tavasolian, I., & Hosseini, H. 2015. The effect of gibberellic acid and chilling stratification on seed germination of eastern black walnut (*Juglans nigra* L.). *Journal of nuts*, 6(01), 67-76.
- Rajabiyan, T., Saboori, A., Hassani, B., & Fallah Hosseini, H. 2007. Effect of gibberellic acid on seed germination and cold acetone (*Ferula assafoetida* L.). *Quarterly Scientific-Research of Medicinal and Aromatic Plants*, 23, 391-404.
- Ramos, D. 1997. *Walnut production manual* (Vol. 3373). UCANR Publications.
- Raufi A, Vahdati K, Karimi S, Rooban M. R. 2017. Optimizing early grafting of Persian walnut by evaluating different rootstocks, covering materials and grafting methods. *Journal of Nuts* 8(2), 97-106.
- Stokes, P. 1965. Temperature and seed dormancy. In W. Ruhland, *Encyclopedia of Plant Physiology* (pp. 746-803). Berlin, Heidelberg and New York: Springer-Verlag.
- Taha, N., & Al-wadaan, M. 2009. Effect of interegreted nutrient management on leaf nutrient of walnut (*Juglans regia* L.). *Nepal J.Sci. Technol*, 10, 63-67.
- Teketay, D. 1998. Germination of *Acacia origena*, *A. pilispina* and *Pterolobium stellatum* in Response to Different Pre-sowing Seed Treatments, Temperature and Light. *Journal of Arid Environments*, 38, 551-560.
- Thapa, R., Thapa, P., Ahamad, K., Vahdati, K. 2021. Effect of grafting methods and dates on the graft take rate of Persian Walnut in open field condition. *International Journal of Horticultural Science and Technology*, 8(2), 133-147.
- Thapa, R. 2021. Effect of grafting methods and dates on the graft take rate of Persian Walnut in open field condition of Rukum (East), Nepal. 12th Seminar of National Horticulture Society. Kathmandu, Nepal: Nepal Horticulture Society.
- Young, J., & Young, C. 1992. *Seeds of Woody Plants in North America*. Portland, Oregon: Dioscorides Press.